

Taiwan Monthly Sales Recap

We track 200 Companies that report monthly sales and analyze by sector

Asia Tech

Navigating The Noise

Peter Vogel
Global Tech Product Specialist

+1 929 446 3516 (w)
+1 646 703 3211 (m)

peter@newstreetresearch.com

October 2024: Sales +14% YoY (AI +21%, ex AI +5%)

12 November 2024

Semis, Thermal & AI are the only sectors outperforming / **AI adds +900bps to total growth**

Foundry +27% is the strongest subsector within Semis

ASIC Decelerating sharply as both Alchip & Global Unichip have projects rolling off

Auto & Automation signs of life following multi-year downturns

OSAT soft, driven by legacy tech & peak seasonal PC & SP builds / **AI test sockets remain strong**

Standouts: All Ring on CoWoS, Gallant on die bonding pick and place, Winway on AI IC Test Socket

Laggards: Flexium on AAPL seasonality, Amulaire on weak thermal, Dynapack on NB seasonality

Sales

Heather Broffman
heather@newstreetresearch.com

Ethan Lacy
ethan.lacy@newstreetresearch.com

Daniel Gilroy
daniel.gilroy@newstreetresearch.com

Michael Chambers
michael@newstreetresearch.com

Dimitri Livchits
dimitri@newstreetresearch.com

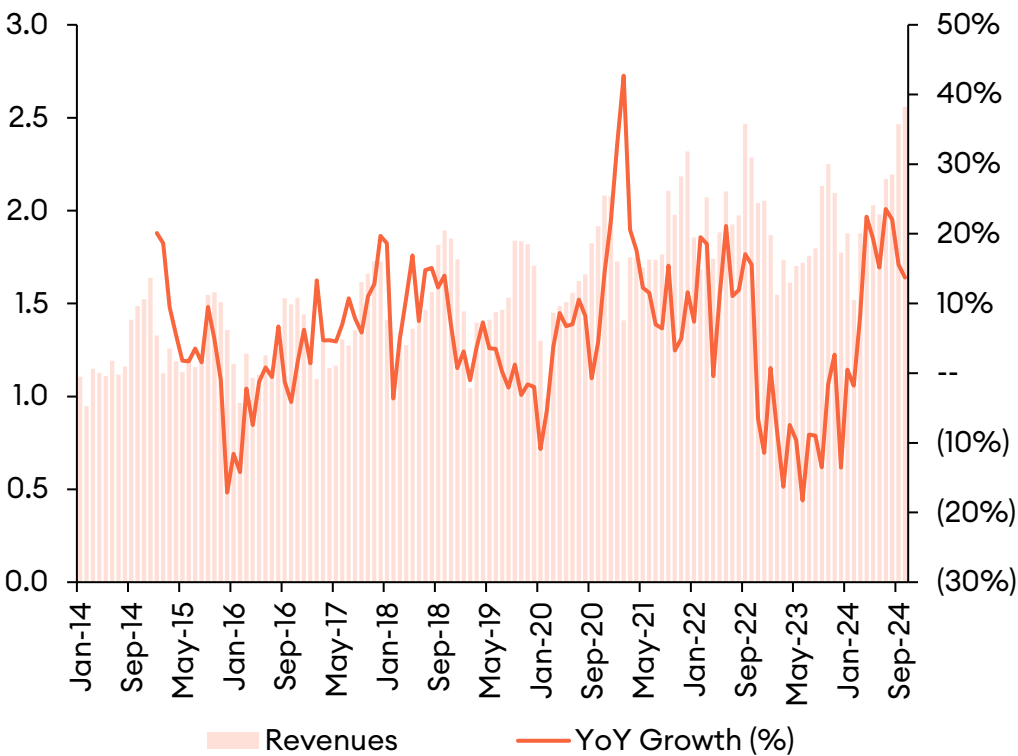
Mark Franks
mark@newstreetresearch.com

Anthony Ferri
anthony.ferri@newstreetresearch.com

Taiwan monthly sales growth decelerated in September post July peak

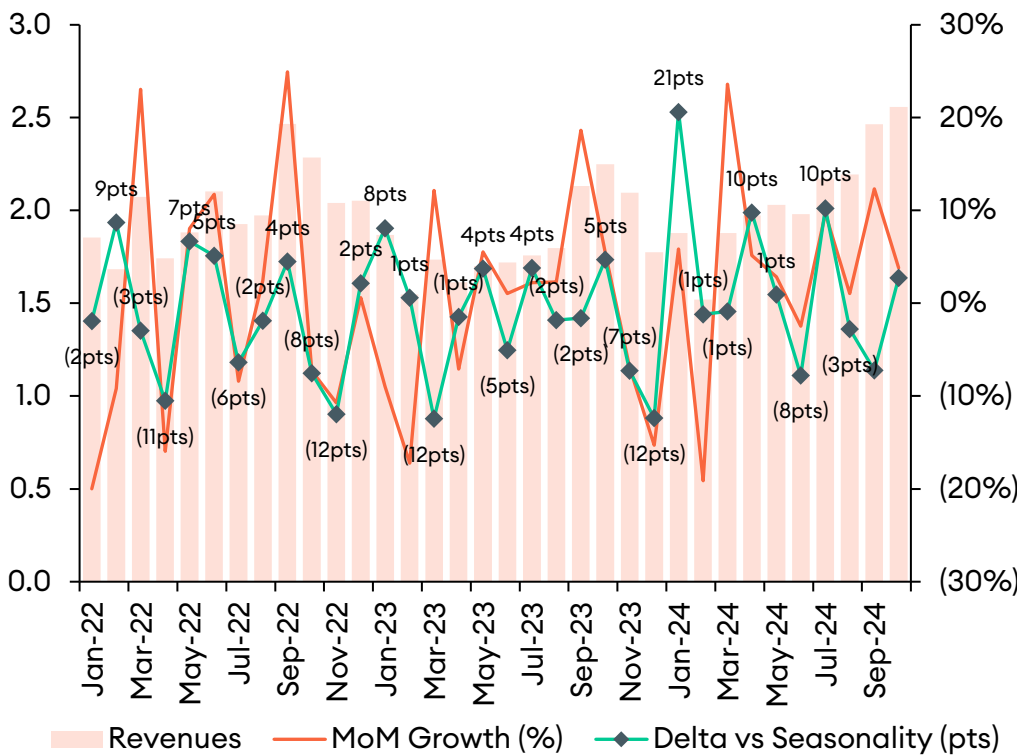
Sales up 14% year-on-year

Taiwan Monthly Sales (TWDtn) & YoY growth (%)



Month-on-month growth 3pts above seasonality

Taiwan Monthly Sales (TWDtn) & MoM growth (%)

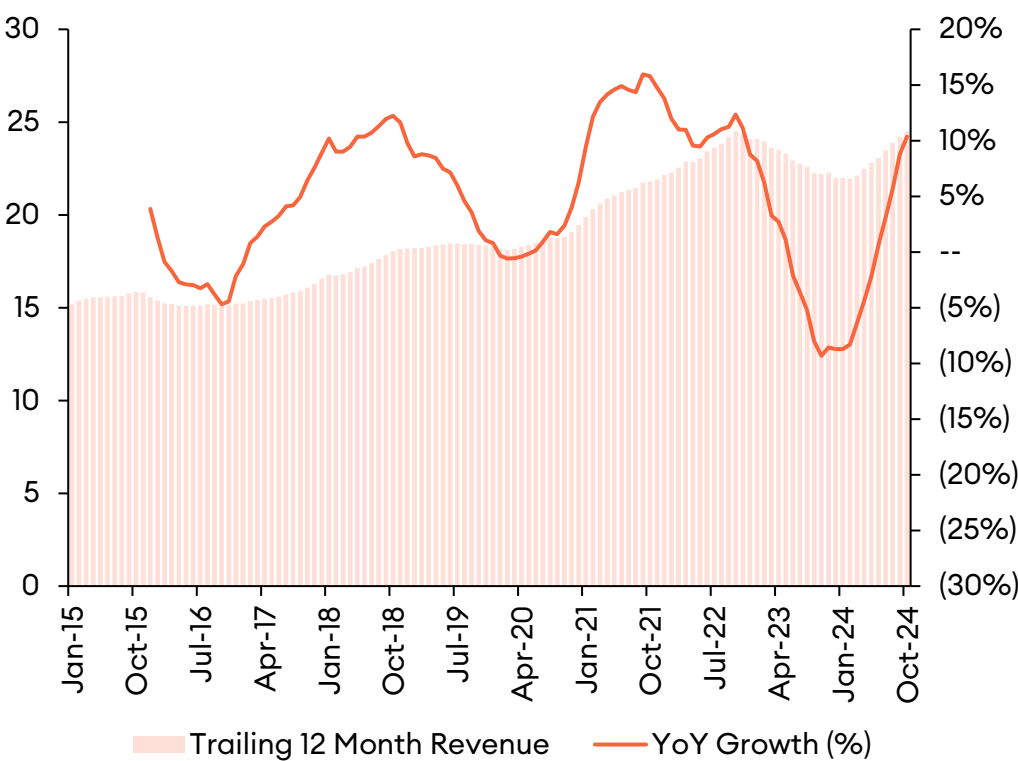


Source: Bloomberg and NSR analysis.

LTM sales accelerate while Trailing 3-Month roll over

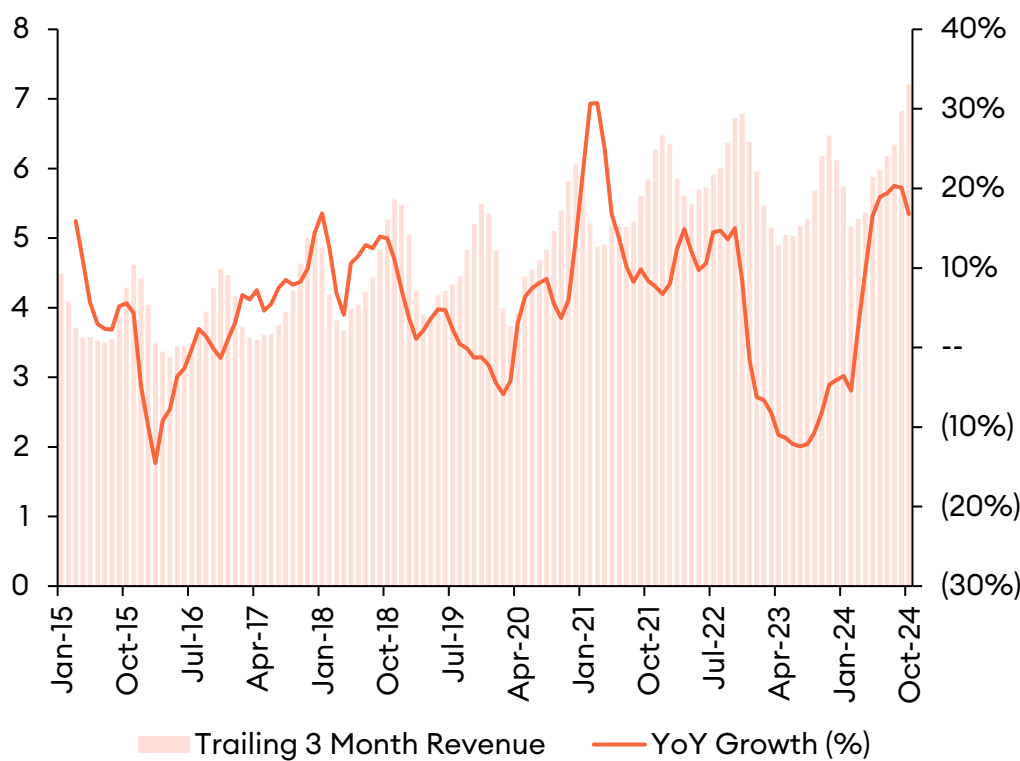
Trailing 12-month sales up 10% YoY

Taiwan TTM Monthly Sales (TWDtn) & YoY growth (%)



Trailing 3-month sales up 17% YoY

Taiwan Monthly Sales (TWDtn) & MoM growth (%)



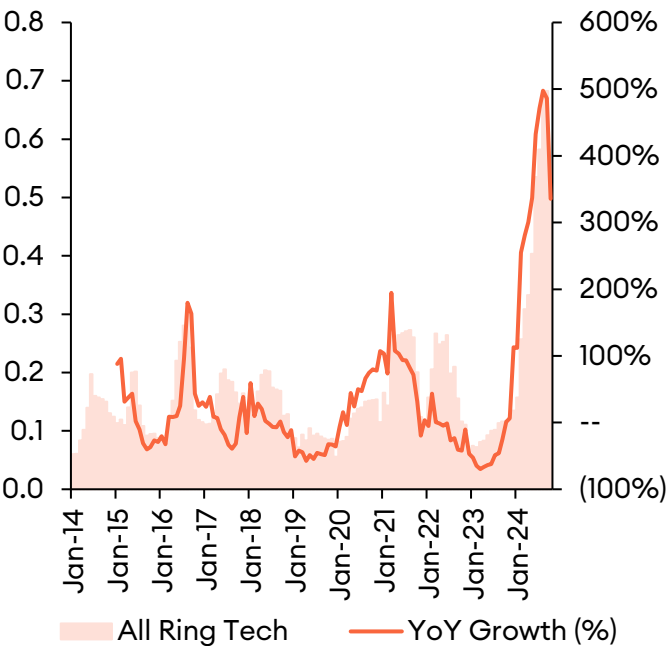
Source: Bloomberg and NSR analysis.

Top 3 performers: Andes Tech, Aspeed Tech, Ta Liang Tech

All Ring Tech up 3.3x YoY

Monthly Sales (TWDtn)

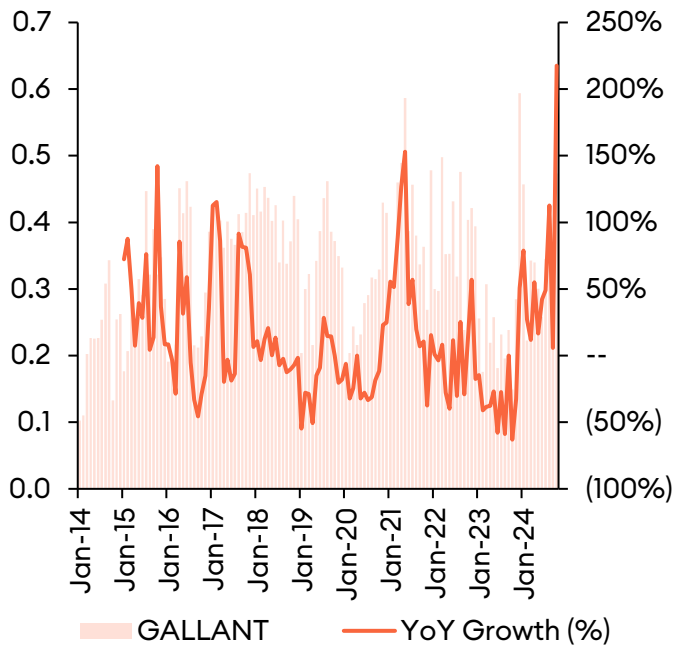
CoWoS equipment



Gallant up 2.2x YoY

Monthly Sales (TWDtn)

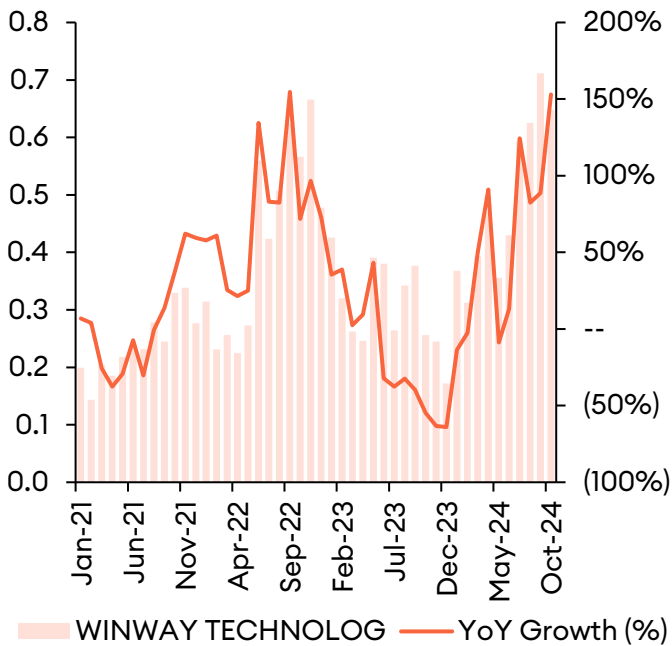
Die bond pick and place equipment



Winway up 1.5x

Monthly Sales (TWDtn)

IC Test Socket; AI GPU majority of sales



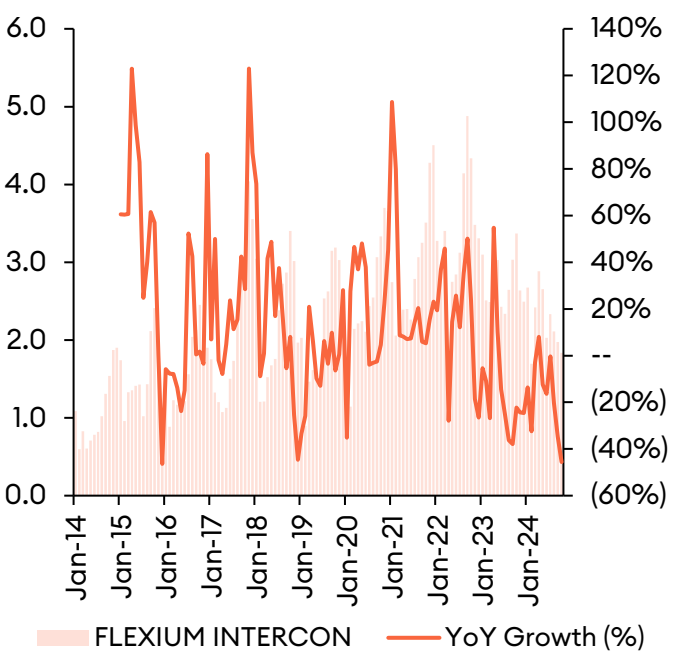
Source: Bloomberg and NSR analysis.

Bottom 3 performers: AWEA Mech, Quanta Storage, Amulaire

Flexium down 46% YoY

Monthly Sales (TWDtn)

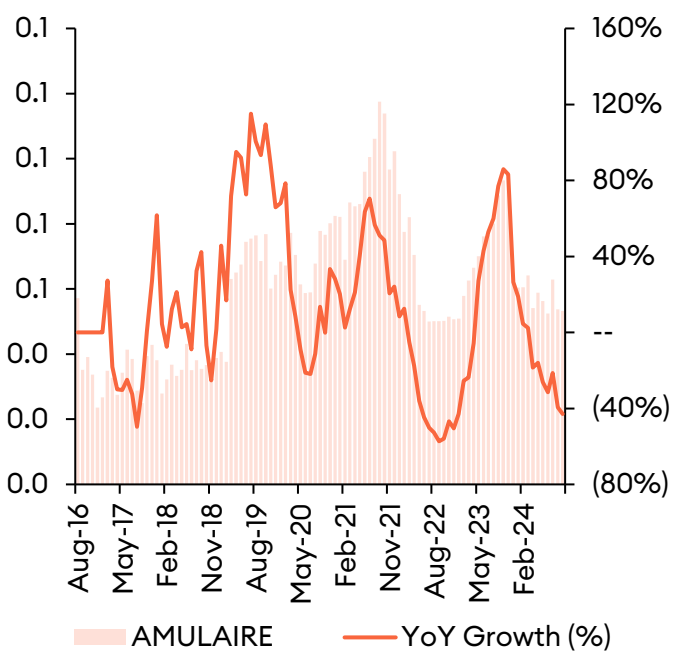
Flex PCB for iPhone



Amulaire down 43% YoY

Monthly Sales (TWDtn)

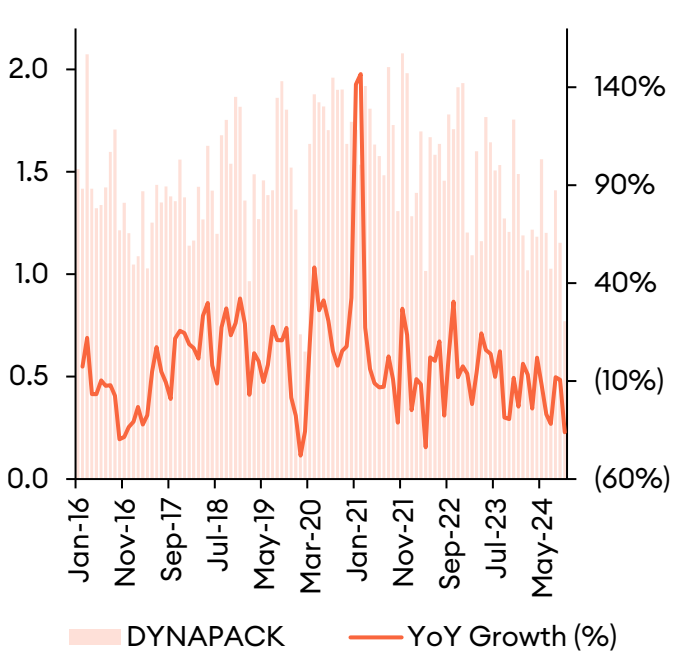
Thermal solutions for EV's & Server



Dynapack down 36% YoY

Monthly Sales (TWDtn)

Li-Ion Battery Packs for NB

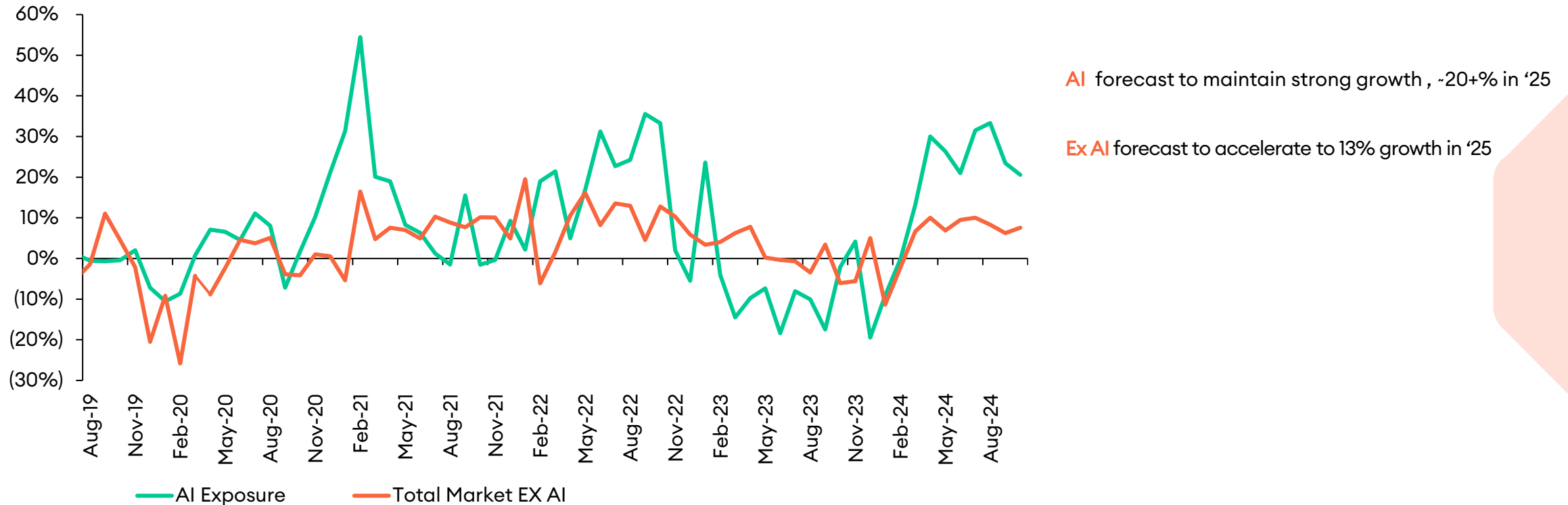


Source: Bloomberg and NSR analysis.

AI continues to pace the market: TSM, Quanta, Wistron, Inventec, WiWynn, Gigabyte

Laggards include Hon Hai, Pegatron, Compal, ASE, Delta, UMC, Zhen Ding, AUO, Micro-Star & Acer

Taiwan Monthly Sales YoY growth, by segment (%)

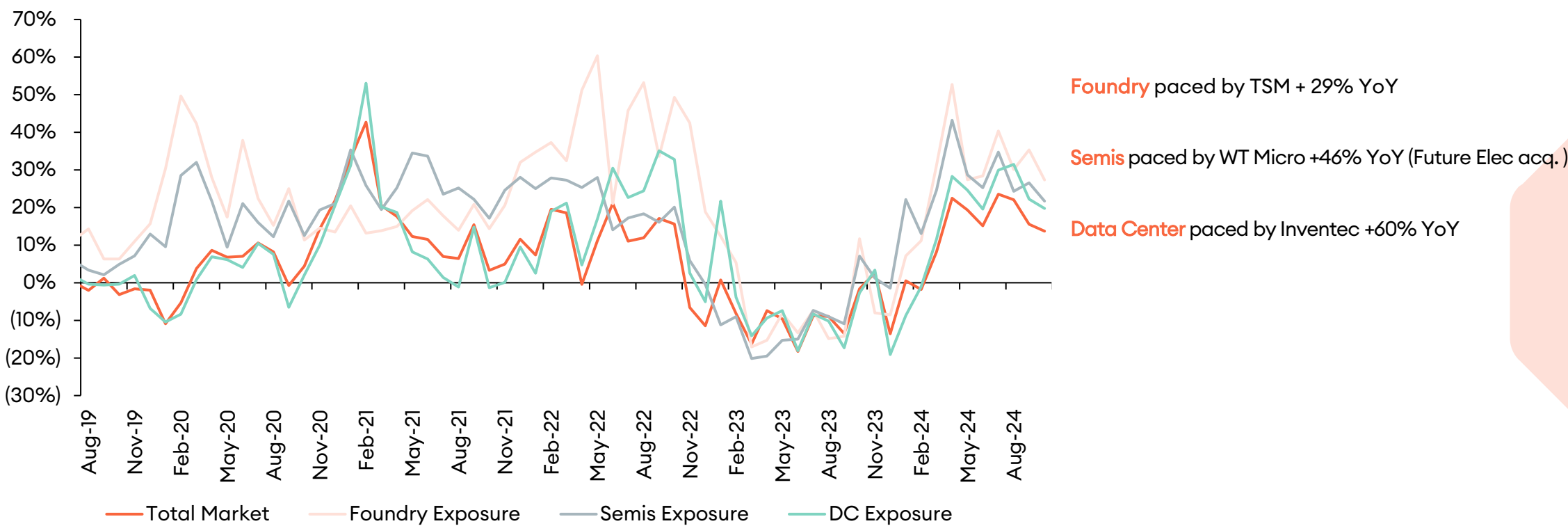


Source: Bloomberg and NSR analysis.

Top 3 segments: Foundry +27%, Semis +22%, Data Center +20%

Foundry, Semis, Data Center segments outperformed the broader market

Taiwan Monthly Sales YoY growth, by segment (%)

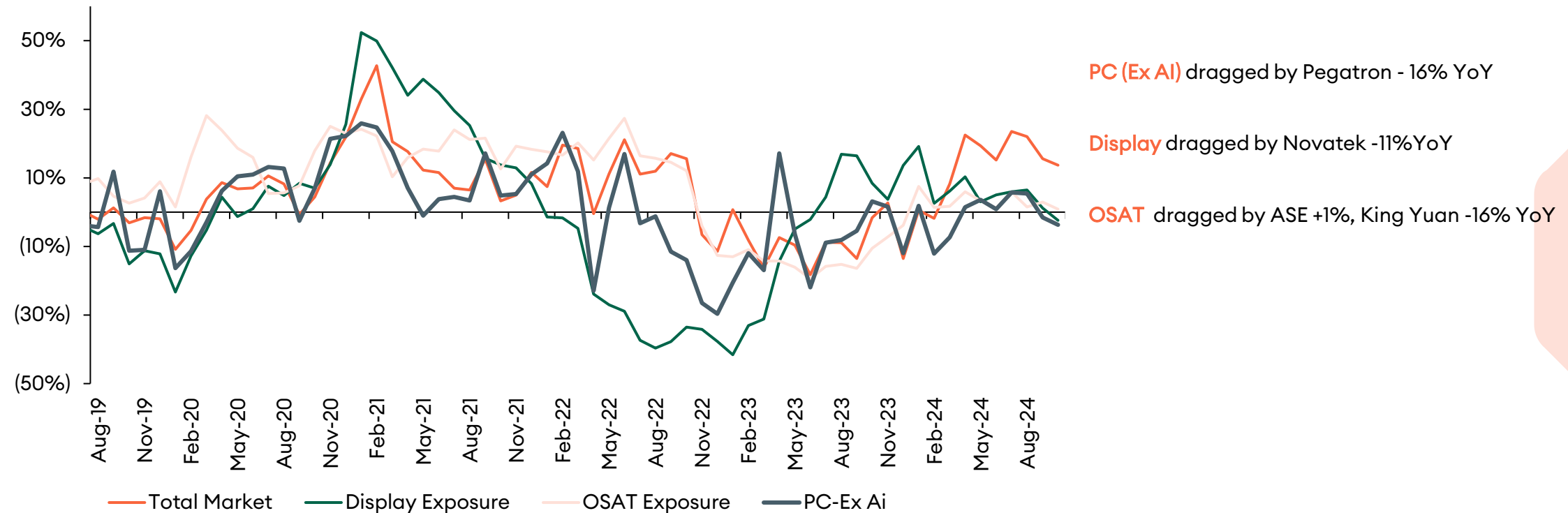


Source: Bloomberg and NSR analysis.

Bottom 3 segments: PC (Ex AI) -4%, Display -2%, OSAT +1%

PC (Ex AI), Display, OSAT segments underperformed the broader market

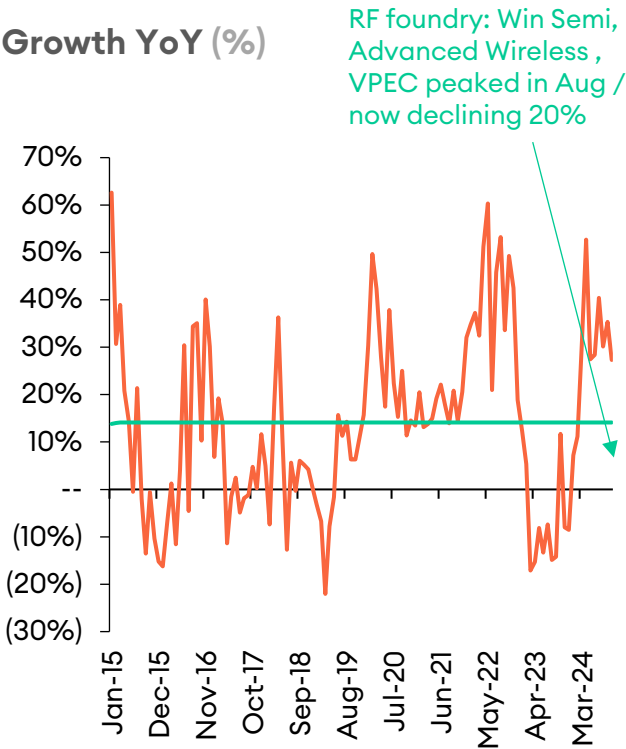
Taiwan Monthly Sales YoY growth, by segment (%)



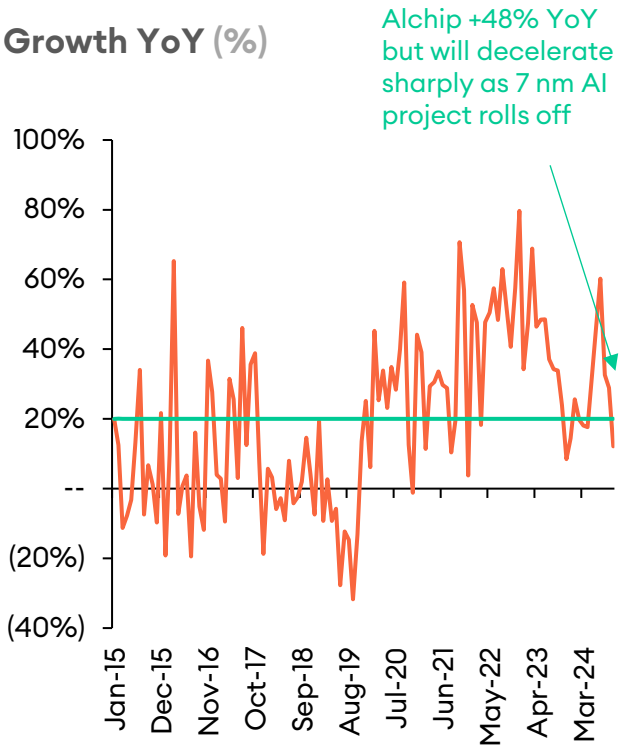
Source: Bloomberg and NSR analysis.

Foundry/ ASIC Design / Datacenter & AI related strong since Feb 24

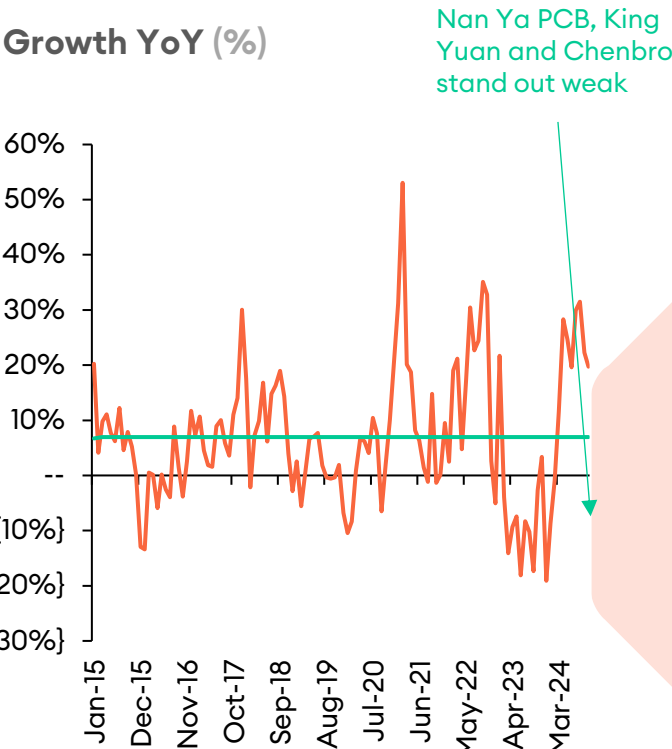
Foundry up 27% YoY



ASIC Design up 12% YoY



DC up 20% YoY



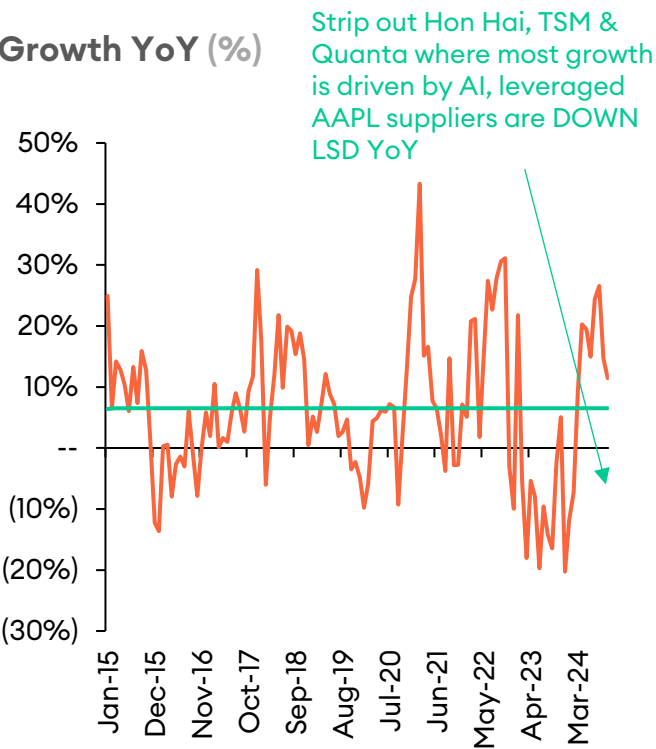
— YoY Growth (%) — Underlying YoY Growth (%)

RF Foundry

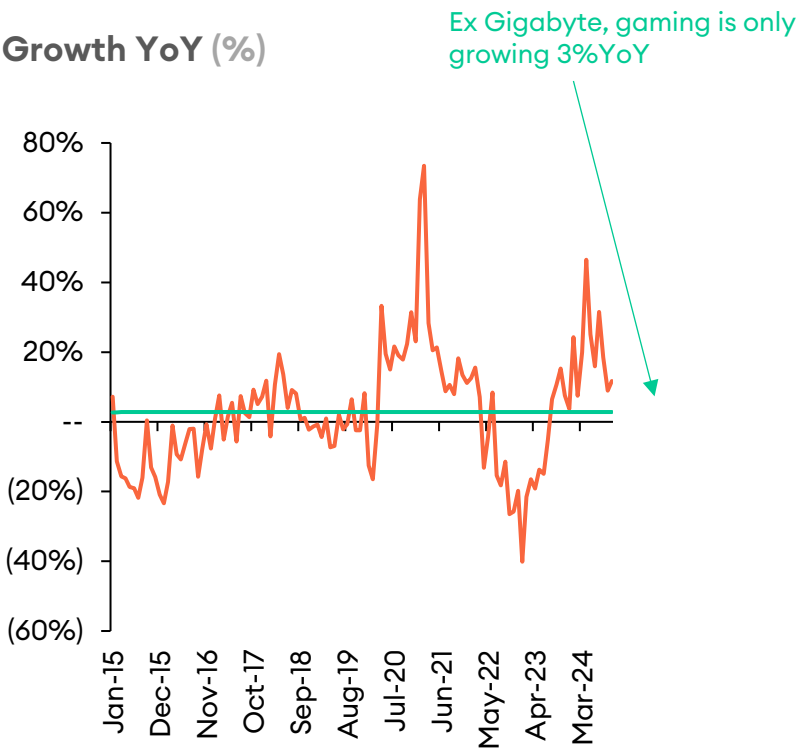
Source: Bloomberg and NSR analysis.

Consumer/Devices Sector: Apple iPhone 16 builds peaked/ Gaming & WEAK ex AI

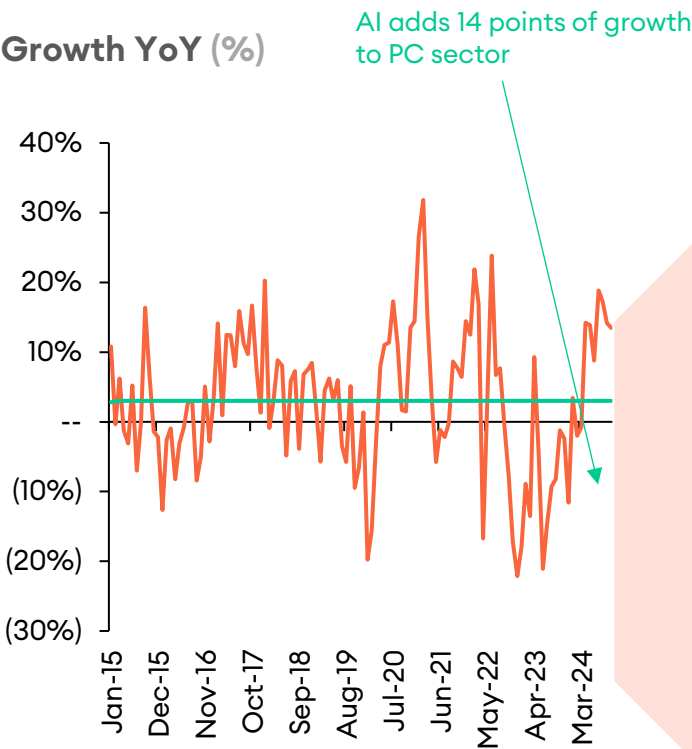
Apple up 11% YoY



Gaming up 12% YoY



PCs up 13% YoY



— YoY Growth (%) — Underlying YoY Growth (%)

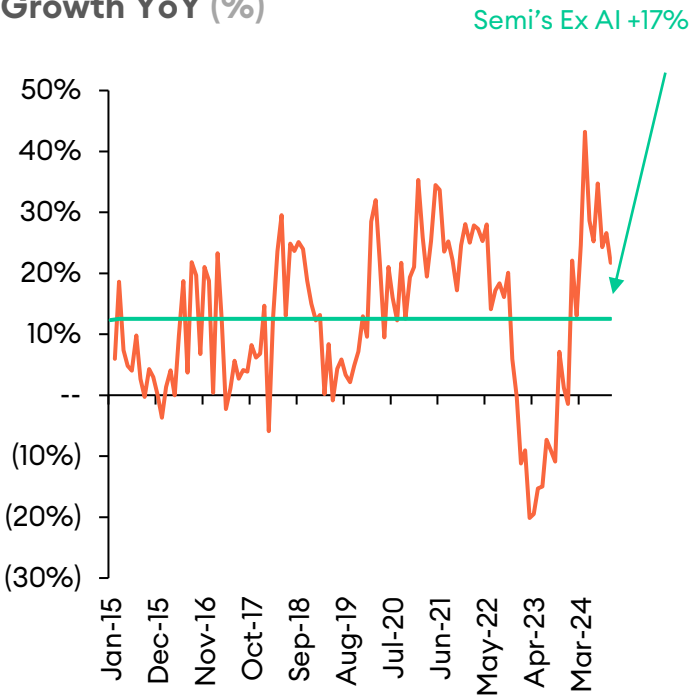
Back Out AI GPU related and PC -4% YoY & Gaming +3% YoY

Source: Bloomberg and NSR analysis.

Semis/Components Sector: AI drives Semis / Passives below trend / RF Foundry soft

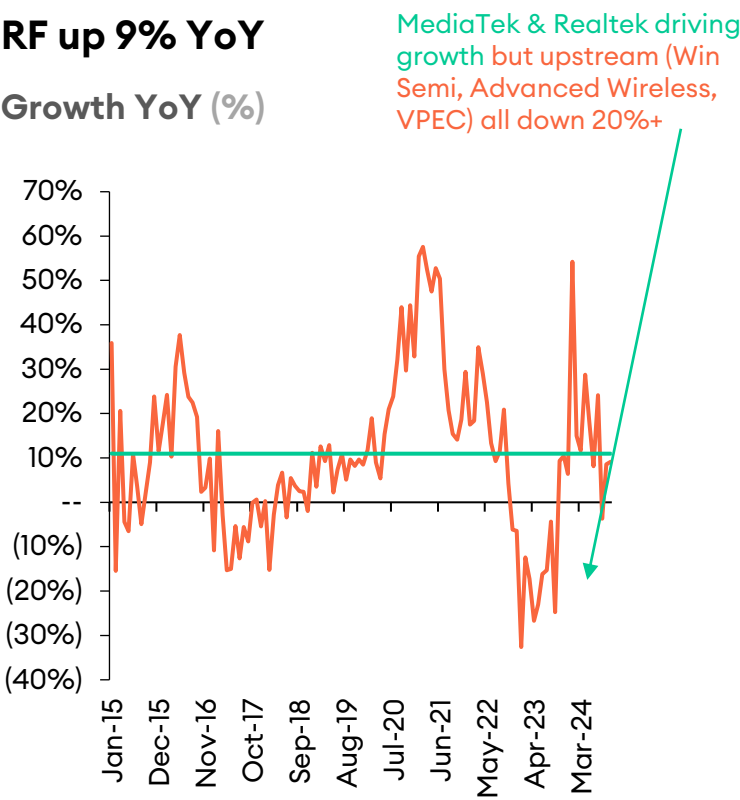
Semis up 22% YoY

Growth YoY (%)



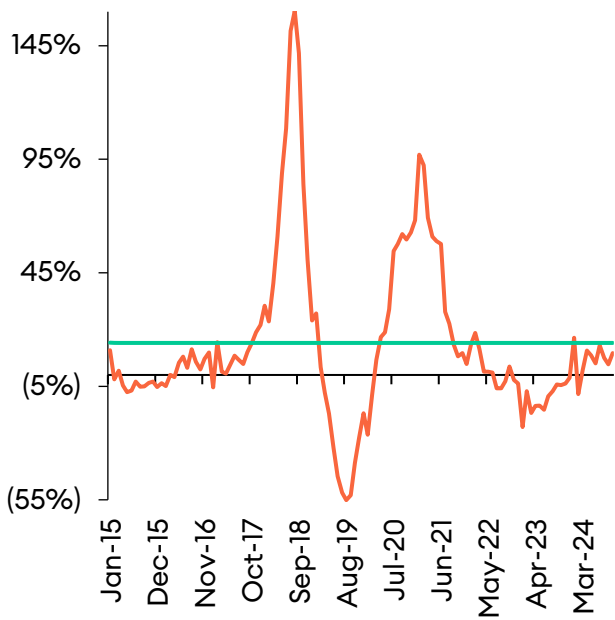
RF up 9% YoY

Growth YoY (%)



Passives up 10% YoY

Growth YoY (%)



— YoY Growth (%) — Underlying YoY Growth (%)

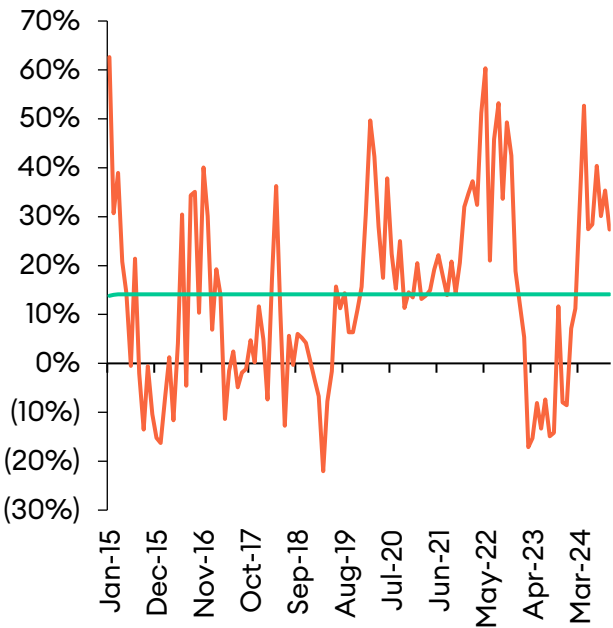
AI adding 500 basis points of growth to Semis / Upstream RF down 20%+ YoY

Source: Bloomberg and NSR analysis.

Foundry/Manufacturing Sector: TSM driving foundry growth / AI driving ODM & OSAT

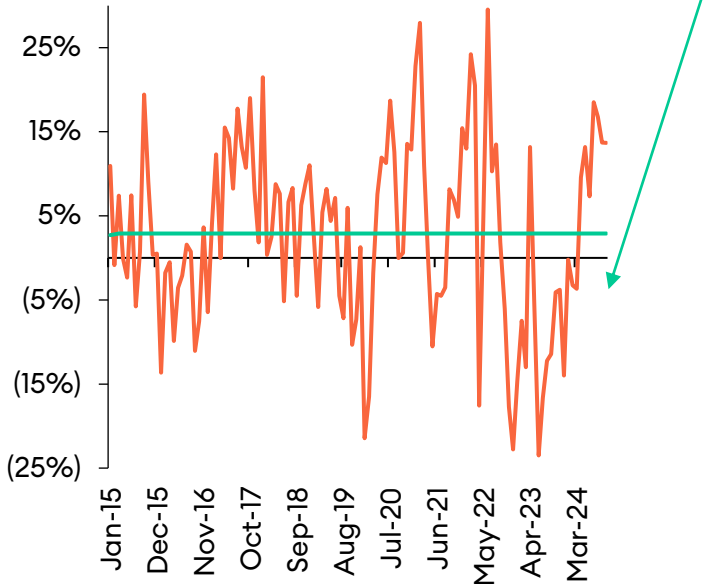
Foundry up 27% YoY

Growth YoY (%) UMC improving slowly, Vanguard remains flattish



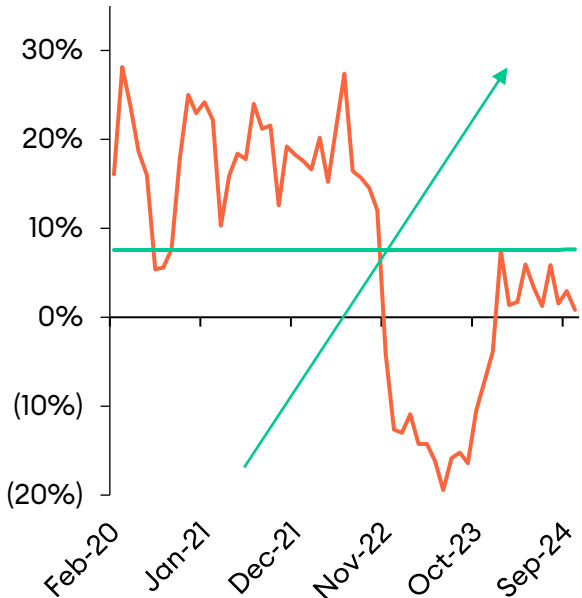
PC / Server Brand & ODM +14% YoY

Growth YoY (%) Quanta, Wistron & Inventec server driving all the growth as EX AI -4% YoY



OSAT up 1% YoY

Growth YoY (%) IC Test Sockets for AI (Winway & Chunghwa) the only growth in OSAT



YoY Growth (%) Underlying YoY Growth (%)

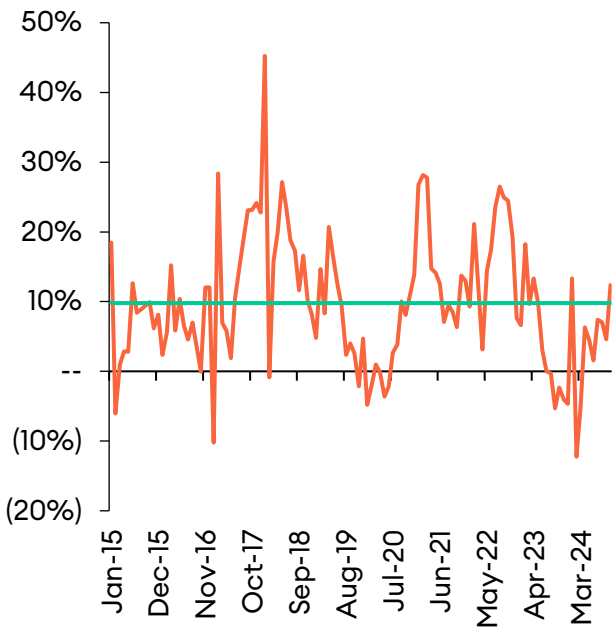
TSM driving foundry growth / IC Test Socket the only growth in OSAT

Source: Bloomberg and NSR analysis.

Automation & Autos showing signs of life; Display remains weak

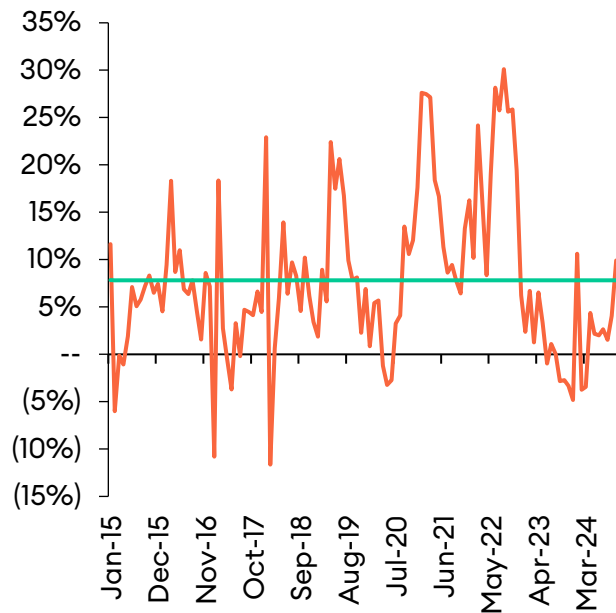
Automation up 12% YoY

Growth YoY (%) Delta best growth since May '13



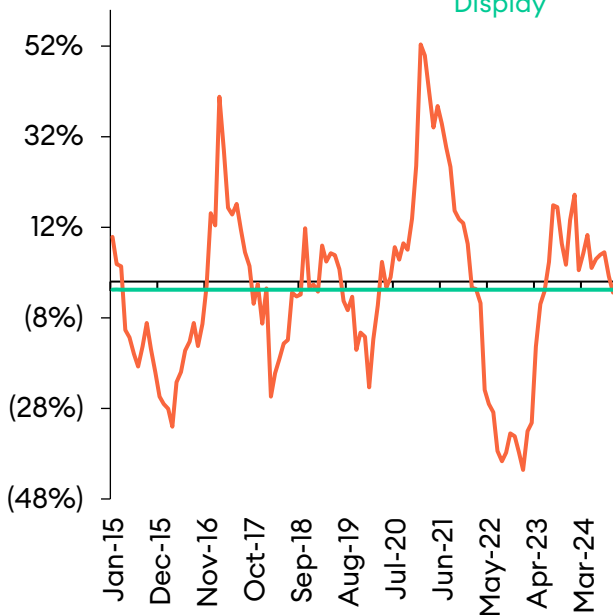
Autos up 10% YoY

Growth YoY (%)



Display up -2% YoY

Growth YoY (%) Radiant, Chipbond & Parade the only growth in Display



— YoY Growth (%) — Underlying YoY Growth (%)

Delta driving both Automation & Auto / Vanguard suggests upstream still bottoming

Source: Bloomberg and NSR analysis.

Disclosures

12 month historical recommendation changes are available on request

This report was produced by New Street Research LLP. 100 Bishopsgate, 18th Floor, London EC2M 1GT Tel: +44 20 7375 9111

Regulatory Disclosures: This research is directed only at persons classified as Professional Clients under the rules of the Financial Conduct Authority ('FCA'), and must not be re-distributed to Retail Clients as defined in the rules of the FCA.

This research is for our clients only. It is based on current public information which we consider reliable, but we do not represent that it is accurate or complete, and it should not be relied on as such. We seek to update our research as appropriate, but various regulations may prevent us from doing so. Most of our reports are published at irregular intervals as appropriate in the analyst's judgment.

This research is not an offer to sell or the solicitation of an offer to buy any security in any jurisdiction where such an offer or solicitation would be illegal. It does not constitute a personal recommendation or take into account the particular investment objectives, financial situations, or needs of individual clients.

All our research reports are disseminated and available to all clients simultaneously through electronic publication to our website.

© Copyright 2024 New Street Research LLP

No part of this material may be copied, photocopied or duplicated in any form by any means or redistributed without the prior written consent of New Street Research LLP.

New Street Research LLC is neither a registered investment advisor nor a broker/dealer. Subscribers and/or readers are advised that the information contained in this report is not to be construed or relied upon as investment, tax planning, accounting and/or legal advice, nor is it to be construed in any way as a recommendation to buy or sell any security or any other form of investment. All opinions, analyses and information contained herein is based upon sources believed to be reliable and is written in good faith, but no representation or warranty of any kind, express or implied, is made herein concerning any investment, tax, accounting and/or legal matter or the accuracy, completeness, correctness, timeliness and/or appropriateness of any of the information contained herein. Subscribers and/or readers are further advised that the Company does not necessarily update the information and/or opinions set forth in this and/or any subsequent version of this report. Readers are urged to consult with their own independent professional advisors with respect to any matter herein. All information contained herein and/or this website should be independently verified.

All research is issued under the regulatory oversight of New Street Research LLP.